



Powered by  **RAKBANK**

Dear Parents,

Greetings from **Lycee Francais International,**


We're excited to share that we've partnered with **RAKBANK** to bring you **Skiplay**, a secure mobile app that makes managing school payments and transportations easier than ever.

Here's what you can do with Skiplay:

- Pay school fees instantly – no more queues or paperwork
- Say goodbye to cash payments
- Sign consent forms digitally
- Access and view receipts directly in the app
- Enjoy Instalment plans

For more details, please refer to the attached user guide

Warm regards,



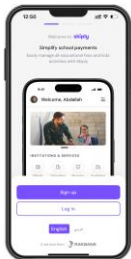
For further details, please contact your school or contact us



contactus@skiplay.ae
skiplay.ae

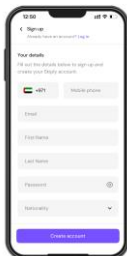
How does **Skiply** work?

Simple steps that make paying and accepting school fees a breeze.



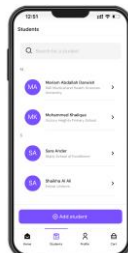
1

Download and launch Skiply App & click on sign-up



2

Sign up using your Email ID/Mobile No. registered with the school



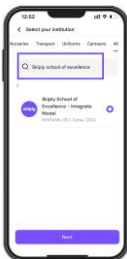
3

From the home screen click on the Student tab and then Add Student



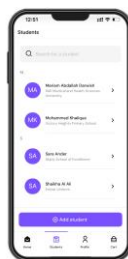
4

Search the students school and then add the student by searching their Name, Email, or Phone



5

Search result will show the student details. Click on Add Student



6

After successful addition student details will be displayed on the student page



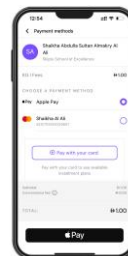
7

Select the student from the home page. Parents can see a list of available menu options for payment



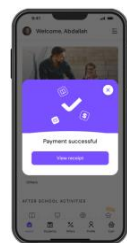
8

On the checkout page, Parent can see his/her selection, and click on checkout option



9

On the payment page, parents can add the card or pay using his/her Apple/Google wallet



10

Upon successful payment parent can view the receipt

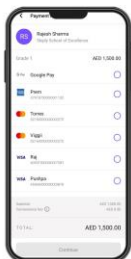
For further details, please contact your school or contact us anytime at:



contactus@skiplly.ae
skiplly.ae

RAKBANK Installment Solution

You can pay the school fees at 0% interest using any **RAKBANK** Credit Card



1

Select Payment Method



2

Enter CCV



3

Enter OTP



4

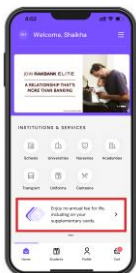
Confirm Payment Plan



5

Payment Successful

How to Apply for **RAKBANK** Credit Card



1

In Home page, Select Enjoy no annual fees for life, including on your supplementary cards.



2

Apply digitally, or request a call me back. RAKBANK will get back to you in 24 hours.

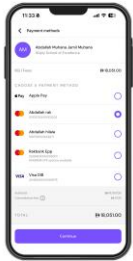
For further details, please contact your school or contact us anytime at:



contactus@skiplly.ae
skiplly.ae

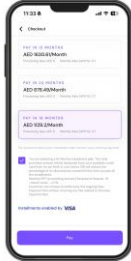
VISA Installment Solution

You can pay the school fees with any eligible Credit Card



1

Select VISA Payment Method



2

Choose the payment Period from 3 months, 6 months, up to 48 months depends on the card issuer



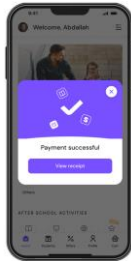
3

Enter CVV



4

Enter OTP



5

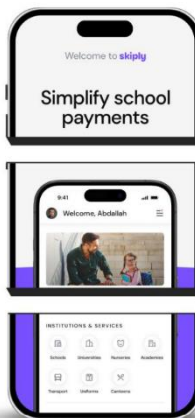
Payment Successful

VISA | skiplify

**A FLEXIBLE
WAY TO PAY**
With Visa Installments

[Learn More](#)

T&Cs Apply



Instant



Flexible Repayments



Transparent and Predictable



For further details, please contact your school or contact us anytime at:



contactus@skiplify.ae
skiplify.ae

Direct Debit by IBAN or Credit Card

You can pay the school fees via Direct Debit either termly or monthly.
If your school or provider enabled for Direct Debit



1

Select the Tuition fees you want to pay for



2

Select Direct Debit Payment Method



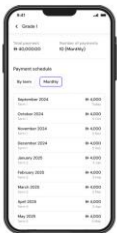
3

Keep your EID, UAE Pass, and your IBAN or Credit Card



4

Select your Payment Schedule by term



5

Or select your payment schedule to be monthly



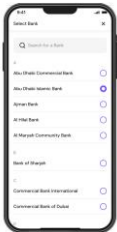
6

Select Direct Debit by IBAN or Credit Card



7

Fill out your information, EID, Name, Phone, Email



8

Select your bank



9

Your Direct Debit details are ready, go ahead with UAE Pass



10

Verify your transaction with UAE Pass



11

That's it. Your mandate is submitted.

For further details, please contact your school or contact us anytime at:



contactus@skiplly.ae
skiplly.ae

Skiply Smart Plans

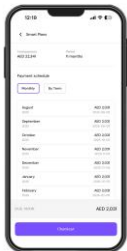
Make your life easier and set up recurring payments via ^{Smart Plans} **skiply**

If your school or provider enabled for Direct Debit



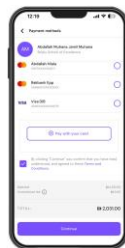
1

In checkout, Select Smart Plans



2

Select Payment Schedule to be either Monthly or By Term



3

Proceed with payment




4

In home page, you can manage and track your Recurring Payments

*Visa Instalments is presently offered by certain issuing financial institutions and accepted at select retailers.

** For all other cards, after confirming with your current card issuing bank, you can apply for Easy Payment Plan (EPP) directly after completing the payment through Skiply.

SCAN THE QR CODE TO DOWNLOAD THE APP



* Accepted schemes and e-wallets



VISA



Diners Club International



Google Pay

For further details, please contact your school or contact us anytime at:



contactus@skiply.ae
[skiply.ae](https://www.skiply.ae)