

COMMENT ACCÉDER AU SITE EN LIGNE D'ANSAMBLE?

Cliquez sur le lien ci-dessous

www.ansamble-portal.com

Etape 1:
Complétez votre ID reçu par l'école et le
mot de passe 123 qui doit être changé
après votre première connection.



The image shows the login page for Ansamble Catering & Services Middle East. The page features a white background with a large, circular inset image of various cooking ingredients (tomatoes, oil, a bowl, garlic, herbs) on an orange surface. The login form is on the left, with fields for 'Enter Student ID' and 'Enter Password', a red arrow button, and links for 'Forgot Password?' and 'Sign Up Now!'. A security logo is at the bottom left, and the copyright notice is at the bottom.

 **Ansamble**
Catering & Services Middle East

Sign In!

[Forgot Password ?](#)



Create An Account, [Sign Up Now!](#)

 COBASYS
VERIFIÉ ET SÉCURISÉ
(selon la norme)

Copyright © 2018 [Ansamble Catering Services](#) , All rights reserved.

Etape 2: Complétez votre profil.




[Menu](#) [Transaction](#) 


Welcome To Ansamble Catering!

~~XXXXXXXXXXXX~~ | Dovecole


Note: This is beta release of Parent Portal. Card Balance might not contain recent sales. It will be updated in next sales. Please ask cashier to know about the exact balance.



Card Balance
0.00 AED




Total Top Up(This Month)
0.00 AED



Total consumption
0.00 AED

[Transaction History](#) [Topups](#) ☐ [Consumptions](#) [Top Up Now !](#)



Etape 3:
Cliquez sur Top-up pour effectuer un
paiement en ligne.

Select Packages

TopUp

Associated Amount

0

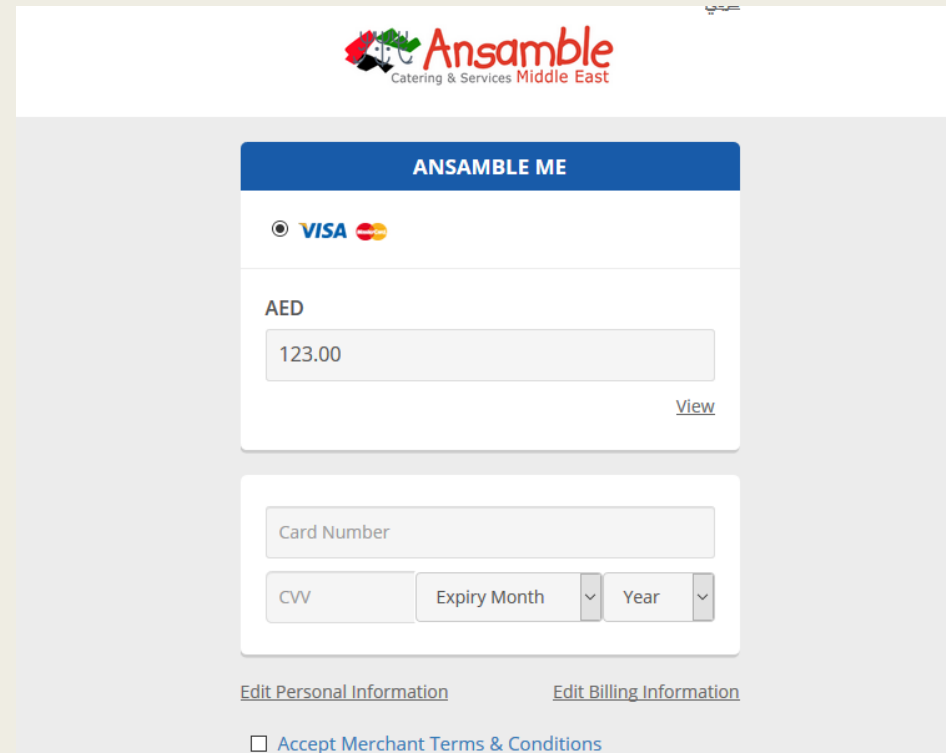
Minimum Topup Amount : -300.0000 AED

total	Service Charge(2.5%)	Net Total
0.00	0.00	0.00

Top Up Now !


Etape 4:

Saisissez le numéro de votre carte



The screenshot displays the 'ANSAMBLE ME' payment interface. At the top, the logo for 'Ansamble Catering & Services Middle East' is visible. Below the logo, a blue header bar contains the text 'ANSAMBLE ME'. The main content area is divided into two sections. The first section shows the payment method as 'VISA' with a radio button selected, and the currency as 'AED'. A text input field displays the amount '123.00', and a 'View' link is positioned to its right. The second section contains a form for card details, including a 'Card Number' field, a 'CVV' field, and 'Expiry Month' and 'Year' dropdown menus. At the bottom of the form, there are two links: 'Edit Personal Information' and 'Edit Billing Information'. Below these links is a checkbox labeled 'Accept Merchant Terms & Conditions'.

ANSAMBLE ME

☒ VISA 

AED

123.00 [View](#)

Card Number


CVV Expiry Month Year

[Edit Personal Information](#) [Edit Billing Information](#)

☐ Accept Merchant Terms & Conditions

Etape 5:

Vous pouvez imprimer une facture



The screenshot displays the 'ANSAMBLE ME' payment interface. At the top, the Ansamble logo is visible with the tagline 'Catering & Services Middle East'. Below the logo, a blue header bar contains the text 'ANSAMBLE ME'. The main content area shows a payment summary for AED 123.00, with a 'View' link. Below this, there are input fields for 'Card Number', 'CVV', 'Expiry Month', and 'Year'. At the bottom, there are links for 'Edit Personal Information' and 'Edit Billing Information', and a checkbox for 'Accept Merchant Terms & Conditions'. A large grey arrow points from the right towards the bottom of the form.

ANSAMBLE ME

VISA

AED

123.00

[View](#)

Card Number

CVV Expiry Month Year

[Edit Personal Information](#) [Edit Billing Information](#)

☐ [Accept Merchant Terms & Conditions](#)

Etape 6: Félicitations! Vous avez réussi!

■ MERCI

– *L'Equipe Ansamble*